



The INFLORESCENCE

“Orchids for Amateurs”

South Bay Orchid Society, Inc.

P.O. Box 3793

Torrance , CA 90510-3793

www.SouthBayOrchidSociety.com

**Our December 2020 meeting has
been cancelled for your protection**

December President’s Message

by Charlotte Morrison

In a normal year I would be starting the planning for our holiday party around this time. Unfortunately, as with many special events this year, it has to be cancelled. The garden is not allowing any groups to meet, looking out for our safety. I will miss getting together with you to share your great dishes that you bring and to celebrate our year’s accomplishments.

Like many of you I have had extra time these days to spend in my garden. I know my plants have been loving the extra fertilizer, etc., that I have been around to give them. My roses have particularly had a very good year and are still blooming well. I am not so motivated to be outside in the cooler weather, but am enjoying my blooms of all kinds.

There are many resources on the Internet and social media sites where you can get information and learn new things about orchids. We should all be true experts by the time we meet again! If you are on Facebook, check out these groups: Norman’s Private Reserve Orchids, Village Green Thumbs, and the American Orchid Society. Lots of sharing of ideas abound. AOS.org is a good website to check out. You can join the society, but even without joining you can access a lot of reference material (check out the All About Orchids tab). They have webinars as well. For instance, on December 2 at 5:30 pm PST, Ron McHatton will be doing a Greenhouse Chat session. You can submit questions ahead of time for this talk. Register on the AOS site in advance if you want to attend.

I wish all of you a happy and very safe holiday season. Please stay well, wear those masks and keep your gatherings small with careful social distancing.

Looking forward to a new and better new year!

AOS Cymbidium Culture Sheet

sym-BID-ee-um



These orchids are prized for their long-lasting sprays of flowers, used especially as cut flowers or for corsages in the spring. There are two main types of cymbidiums - standards and miniatures. Where summer nights are warm (above 70 F), only miniatures can be recommended, because many are more tolerant of heat and able to flower in warmer weather.

Light is important for growing cymbidiums. Coming from cool and bright areas in Asia, they need high light but cool temperatures. In many southern climates, high summer temperatures, especially at night, may prevent the plants from blooming. The maximum amount of light possible, short of burning, should be given to the plants. This means only light shade during the middle of the day, or about 20 percent shade. In cool areas (such as coastal California), full sun is tolerated. Leaves should be a medium to golden green in color, not dark green.

Temperatures are another critical factor in flowering standard and miniature cymbidiums. During the summer, standard cymbidiums are usually grown outside in semishade, where day temperatures should be 75 to 85 F (or more), but night temperatures in the late summer to autumn (August to October) must be 50 to 60 F to initiate flower spikes. Optimum temperatures in winter are 45 to 55 F at night and 65 to 75 F during the day. When plants are in bud, temperatures must be as constant as possible, between 55 and 75 F. Miniatures can stand temperatures five to 10 degrees higher than standards and still flower. Most cymbidiums can tolerate light frosts and survive, but this is not recommended. Bring them inside when temperatures dip to 40 F. In mild climates, they can be grown outside year round. A bright and cool location inside is best for winter months.

Water to provide a constant supply of moisture to cymbidiums, which are semiterrestrial plants. They generally produce all their vegetative growth during the spring and summer and need the most water during that period. Water heavily during the growth season, keeping the potting material evenly moist. Reduce water when the pseudobulbs complete growing in late summer. Keep barely moist during the winter.

Continued from page 2

Humidity outdoors is usually sufficient during the summer, except in dry climates, where evaporative cooling in a greenhouse is necessary. Keep humidity at 40 to 60 percent during the winter, especially if plants are in bud. Keep the air moving to prevent fungus (*Botrytis*) from spotting the flowers.

Fertilizer at the proper time to help cymbidiums flower. During the growth season (spring through late summer), high-nitrogen fertilizer (such as 30-10-10) is used. In late summer, use a high-phosphorus, blossom-booster fertilizer (such as 10-30-20), to help form bloom spikes. Fertilize at full strength every week to two weeks. In winter, fertilize once a month.

Potting is usually done in the spring after flowering, usually every two years or when the potting medium decomposes. Shake all of the old potting mix off the roots, dividing the plant if desired. Pick a water-retentive potting mix; medium-grade fir bark with peat moss and perlite is a common mix. Select a pot that will allow for at least two to three years of pseudobulb growth before crowding the pot, while planning on placing the active growing pseudobulb(s) of the division farthest from the side of the pot. Spread the roots over a cone of the mix in the bottom of the pot and fill the container with medium, working it among the roots, tamping firmly. Single backbulbs need not even be placed in mix until new growth and roots are noted. Keep shaded and warm until new growth sprouts, and pot as above.


<https://www.aos.org/orchids/culture-sheets/cymbidium.aspx>



Cym. Dosido 'Sunset'
HCC/AOS B/CSA X
Cym. Shasta 'Spice'
Grown by Larry Bergen



Cym. dayanum Grown
by Larry Bergen



Cym. Vanessa Amorosi
'Pink Paradise'
Grown by David West



December 2020






American Orchid Society

Education. Conservation. Research.

Webinars:

Wednesday, December 2nd, 2020 8:30 pm EST
Greenhouse Chat December 2020 Orchid Q & A with Ron McHatton


Greenhouse Chat January 2021 Thursday, January 7th, 2020 8:30 pm EST
 Register online at AOS.org



Onc. Moon Shadow 'Tiger Tail'
David West



RLAGL Groganias
Larry Bergen




Smb. Brysiana X L. Lookalike
Larry Bergen




V. Pachara Delight "Isabella"
David West




Fdk. After Dark 'Sunset Valley Orchids' FCC/AOS
Arthur Hazboun



Bllira. Tropic Lily 'Chocolate Drop'
Charlotte Morrison




Blc. Pink Empress
'Lakeview' X Slc. Misty
Girl X Blc. Goldenzelle
'Cotton Candy' Art



Blc. Yen Corona
Green Genie
Art Hazboun



Blc. Ann Morning
Mem. Robert Strait
David West



Lc. Liniata
Larry Bergen




Slc. Acker's Romance
David West



Blc. Chian-Tzy Salmon
Larry Bergen




Lc. Mini Song 'Petite'
AM/AOS



Lc. Roseette Warland X
C. Chocolate Drop
Grown by Larry Bergen



Rlc. Mem. Shirley Byrnes
'NN'




L. anceps 'Marblehall Imperialis'
X L. anceps 'Constellation'
Larry Bergen




L. anceps
Arthur Hazboun




Pot. Little Toshie 'Gold Country' AM/AOS
Art Hazboun



C. Labiata alba X sib
David West



Slc. Hsin Buu 'Y. T.'
Larry Bergen



Pot. Hsinying Pink Doll 'Hsinying'
Larry Bergen

Our future membership meetings are held at the South Coast Botanic Garden

- **CANCELLED TILL 2021**
- ◇ **Cultural sessions start 7PM**
- ◇ **General Meetings start 8PM**

The next board meeting will be decided at a later date

Call 310-316-8193 for more Information

South Coast Botanic Garden Foundation

A Reminder to Garden Members and Guests

While the Garden remains open as an outdoor venue, all events have been cancelled. Masks and reservations are required. We are strictly adhering to the social distancing rules so we ask that you keep the required physical distance from other visitors. And if you are feeling ill, please postpone your visit.

Please support our host, the South Coast Botanic Garden Foundation for any of these educational and fun filled events. For more information and verification of hours and events, visit their website:

<http://southcoastbotanicgarden.org>

South Bay Orchid Society Board

Acting President:

Charlotte Morrison.....310-316-8193

1st Vice President: Nick Braemer....310-560-4384

ORCHIDNICK AT YAHOO DOT COM

2nd Vice President:

Charlotte Morrison310-316-8193

CLAZARMORRISON AT YAHOO DOT COM

Treasurer: Joe Woods310-641-0730

JWOODS0123 AT YAHOO DOT COM

Secretary: Larry Bergen.....310-326-5405

LMJK AT EARTHLINK DOT NET

Membership: Charlotte Morrison....310-316-8193

CLAZARMORRISON AT YAHOO DOT COM

Newsletter Editor: Marcia Bergen...310-326-5405

MARCYMOUSE56 AT HOTMAIL DOT COM

Webmaster / Orchid Digest Rep.:

Arthur Hazboun310-995-1592

SPECIALORCHIDS AT

SOUTHBAYORCHIDSOCIETY DOT COM

Show Co-Chair: OPEN POSITION

Show Co-Chair:

Arthur Hazboun310-995-1592

SPECIALORCHIDS AT

SOUTHBAYORCHIDSOCIETY DOT COM

Directors:

Ribbon Judging Chair:

Charles Brown310-377-7083

CBROWN3141LUCY AT YAHOO DOT COM

Jerri Larsson310-539-2538

INSECTADV AT AOL DOT COM

Braulio Mena310-413-3259

MENABRAULIO73 AT GMAIL DOT COM

David West562-212-5552

DWEST562 AT CHARTER DOT NET

Director Emeritus: Bob Streeter310-541-6692

RJS.GES AT GTE DOT NET

SBOS Committee Chairs

Raffle Tickets: Larry Bergen310-326-5405

Refreshments: Helen Miyake.....310-379-4758

Refreshments: OPEN.....

Ribbon Judging: Charles Brown310-377-7083

Property Manager: Ron Henry310-918-9019

Meeting Set-Up: David West562-212-5552

AOS Liaison: Arthur Hazboun310-995-1592

"The Inflorescence"
South Bay Orchid Society
c/o Marcy Bergen
23415 Juniper Ave.
Torrance, CA 90505

OUR NEXT MEETING WILL BE IN 2021



Paph. Magic Lantern
L. Purpurata
Summer bloomers grown by Larry Bergen

